

*MADISON
Beverly Blvd.
Vermont.*



MAKE A DONATION

GET INVOLVED

- Contribute Now
- Subscribe to ePATH
- Headlines
- PATH Partners Headlines
- eZine
- Photo Library
- Volunteer With Us
- In Kind Donations

[Home](#) [Site Help](#) [Contact](#) [Donate](#)

CONTACT US

For more information, please contact us at

PATH
340 N. Madison Avenue
Los Angeles, CA 90004
(323) 644-2200

or email us at path@epath.org.

See [map](#).

If you are in need of client services please call (323) 644-2216 or email us at path@epath.org.

Administration

Administration, Matthew Venturo (323) 644-2209
mathewv@epath.org

Development Department, Jennifer Chang (323) 644-2214
jenniferc@epath.org

Finance Department, Keawta Kittithanairan (323) 644-2210
keawtak@epath.org

Facilities Operations Department, Charlie Chang (323) 644-2258
charliec@epath.org

Media Inquiries, media@pathpartners.org

Volunteering, Sally Evans (323) 644-2207 sallye@epath.org

GET TO KNOW PATH

- Fact Sheet
- PATH History
- PATH in the News
- Published Op-Ed Articles
- PATH Press Releases
- What's Happening with PATH
- Stories of Transformation
- PATH Digital Media
- PATH Awards

THE PEOPLE AT PATH

- Board of Directors
- Advisory Board
- Leadership Team
- Career Opportunities

OUR PARTNERS

- Community Partners
- Celebrity Endorsements

PATH SERVICES

- Program Locations
- PATH Los Angeles
- PATH Mall

PATH Los Angeles / PATH Mall

340 N. Madison Ave.
Los Angeles, CA 90004
(323) 644-2216

PATH Mall, Silvia Gutierrez (323) 644-2234 silviag@epath.org

PATH West Los Angeles

2346 Cotner Ave.

*slw!
Intake
sign up w/a
- case manager*

*12:30pm
Emily X234
partnership*

SPA 6

inforUm Online Journal
Formerly LA's Homeless Blog




Get an inside perspective on housing, poverty and homelessness in the United States.

Download the Latest PATHLines Magazine





(NOTE: 7mb)

Download Services to Housing



View the PATH Video





MAKE A DONATION

GET INVOLVED

- Contribute Now
- Subscribe to ePATH
- Headlines
- PATH Partners Headlines
- eZine
- Photo Library
- Volunteer With Us
- In Kind Donations

GET TO KNOW PATH

- Fact Sheet
- PATH History
- PATH in the News
- Published Op-Ed Articles
- PATH Press Releases
- What's Happening with PATH
- Stories of Transformation
- PATH Digital Media
- PATH Awards

THE PEOPLE AT PATH

- Board of Directors
- Advisory Board
- Leadership Team
- Career Opportunities

OUR PARTNERS

- Community Partners
- Celebrity Endorsements

PATH SERVICES

- Program Locations
- PATH Los Angeles
- PATH Mail

[Home](#) [Site Help](#) [Contact](#) [Donate](#)

PATHMALL INTAKE INFORMATION

- **ACI:** A representative from Advanced Computing Institute comes on-site to provide PATHFinders clients with expert career counseling, including enrollment and financing education and training opportunities. **On-site in the Job Center every Tuesday, 1-3pm.**
- **Clare Foundation:** Provides individual and group counseling for individuals with substance abuse histories. Also provides referrals to treatment programs, sober living facilities and testing sites. Any one who has been affected by substance abuse is eligible. **Open 5 days a week, 8am-4pm.**
- **Department of Rehabilitation:** Provides people with disabilities the training, transportation, work clothes and tools that they need to get back into the workforce. Eligible participants must have stable housing (transitional or permanent), a verifiable disability and be motivated to work. Only new applicants will be accepted. All potential applicants must go through PATHFinders for pre-screening. **On-site on the 3rd Thursday of every month, from 8am – 2pm.**
- **DPSS:** Enrolls **new** applicants in GR, Medical and Food Stamps. Must have a net income less than \$221/person, have less than \$500 worth of personal property (stocks, bonds, insurance policies), no more than \$50 in a bank account and you cannot be in violation of probation or parole. **Open Tuesdays and Thursdays, 8am-4pm.**
- **Employment Development Department:** A veteran's representative from EDD provides veterans with job leads, benefits assistance and CALJobs enrollment. **On-site in the Job Center every other Wednesday, 8am-11:30am.**
- **Gateways:** Provides assessments, counseling, case management, psychiatric evaluation and medication, housing and supportive services. Eligible participants must be homeless, 18-59 years old, not on parole and not eligible for VA Healthcare. **Open 5 days a week, 8am-4pm.**
- **Homeless Court:** Enables people with non-violent misdemeanors to get their record cleared. Participants need to be PATH clients for at least 90 days to qualify. **Contact the Access Center to find out most current date (occurs once a month at PATH).**
- **IMCES:** Provides domestic violence counseling and anger management classes. **Open Tuesdays, 9am – 11am.**
- **JWCH Health Clinic:** Provides HIV Testing, Family Planning(men only), TB testing, Primary care and referrals to specialty care (vision,

inforUm Online Journal
Formerly LA's Homeless Blog




Get an inside perspective on housing, poverty and homelessness in the United States.

Download the Latest PATHLines Magazine



(NOTE: 7mb)

Download Services to Housing



View the PATH Video



PATH Hollywood Center
 PATH West Los Angeles
 PATH Ways Transitional
 Housing
 Rhonda Fleming Family
 Center
 Intake Information
 Strategic Outreach &
 HERO
 Other Programs
 Los Angeles SOS Program
 Project YIMBY
 Faith Matters
 Petco Place

PATH APPROACH

Vision/Mission
 Response to
 Homelessness
 Faith View






RESOURCES


Ten Year Plan to End
 Homelessness
 Ten Steps
 Poverty Info

PATH PARTNERS

dental, etc.). They also help people to enroll in health insurance that they qualify for. Anyone without medical insurance is encouraged to seek assistance at the Clinic. The following is a schedule of their services:

- **Mondays: 1-4pm, HIV/TB Testing**
 - **Tuesdays: 8am – 4pm, Family Planning (STD’s, condoms, etc)**
 - **Wednesdays: 8am – 11:30am, Primary Care (by appointment only) 12:30pm – 4pm Family Planning**
 - **Thursdays: 8am-4pm, Referrals and consultations only**
 - **Fridays: 8am – 11:30am, Family Planning 12:30pm – 4pm, Primary Care (by appointment only)**
- **Legal Clinic:** Provides free legal advice, assistance and referrals. **Open the 2 nd Monday of every month from 6:30pm – 8:30pm.**
 - **PATHAcademy:** Provides vocational training and adult education opportunities, including LAUSD certified computer classes, GED tutorials, Literacy Tutoring, Forklift Certification and Warehouse and Maintenance trainings. To qualify, participants need to complete the PATHFinders orientation process. Classes that are held on-site include:
 - **Computer Class: MWF, 8am – noon**
 - **GED Class: M-Th, 1-3pm**
 - **PATHAccess Center:** Provides information, referral, rental assistance, eviction prevention and case management to homeless or at-risk individuals. Access Center also provides oversight of the Resource Center (shower, mail services, local phone calls, and clothing assistance). Intakes are done on a first come, first serve basis, daily. **Open Monday through Friday 7:30am-4:00pm.**
 - **PATHFinders:** Provides office resources, job preparation workshops and other work-related resources to homeless and low-income job-seekers. To qualify for services, participants must complete a 4-day orientation:
 - **Monday: 9am, Orientation/Basic Skills Assessment**
 - **Tuesday, 9am, Resume Tutorial/Internet Workshop**
 - **Wednesday, 9am, Interviewing Workshop**
 - **Thursday, 9am, Tour of Job Center/CHOICES assessment/Intake Interviews**
 - **Salvation Army Family Services:** Provides housing, food, Christmas gift and other assistance for homeless families. **All homeless families are encouraged to see Mayra so they can get on waiting lists and enroll in programs. Open 5 days a week, 8am-4pm.**
 - **SSI Outreach Project:** Enroll in SSI, SSDI or Social Security. Before referring them to John, help them take the take the BEST eligibility assessment: <http://best.ssa.gov/index.cfm> to pre-screen for eligibility. **Open M/T/Th/F, 9-11am.**
 - **Travelers Aid Society:** Provides a 25% discount on one-way Greyhound tickets to assist stranded travelers and homeless in relocating to a stable living situation. TASLA must be able to verify a secure and stable place for the participant to live. Emergency shelters are not considered "stable housing". TASLA also provides this service to victims of domestic violence. Travelers receive a bag of food for their trip, if necessary. **Open 5 days a week, 8:30am-4pm.**
 - **Vera Brown Personal Care Salon:** Provides haircuts, facials and manicures for men and women. The Salon operates according to the





GET INVOLVED

- Contribute Now
- Subscribe to ePATH
 - Headlines
- PATH Partners Headlines
 - eZine
- Photo Library
- Volunteer With Us
- In Kind Donations

GET TO KNOW PATH

- Fact Sheet
- PATH History
- PATH in the News
- Published Op-Ed Articles
- PATH Press Releases
- What's Happening with PATH
- Stories of Transformation
- PATH Digital Media
- PATH Awards

THE PEOPLE AT PATH

- Board of Directors
- Advisory Board
- Leadership Team
- Career Opportunities

OUR PARTNERS

- Community Partners
- Celebrity Endorsements

PATH SERVICES

- Program Locations
- PATH Los Angeles
- PATH Mall

[Home](#) [Site Help](#) [Contact](#) [Donate](#)

PATHWays Transitional Housing

Rhonda Fleming Family Center (RFFC)

The Rhonda Fleming Family Center provides 20 beds of transitional housing and services for single mothers and their children in the Los Angeles area. RFFC is generously sponsored by actress and philanthropist Rhonda Fleming Carlson. Located in the PATH Regional Homeless Center, the RFFC provides families with up to 6 months of housing in a safe and private room. Families receive life-skills training, case management, employment training, healthcare, and supportive services. The program also offers a play area and a tutoring room that provides children with after-school academic support and other recreational activities. Each year the Rhonda Fleming Family Center helps over 40 families get off the streets and rebuild new lives of self-sufficiency.

PATH Ways Women

Located at the RHC, the PATH Ways Women program offers 21 beds of transitional housing and access to the variety of supportive services available in the PATH Mall. The program provides a unique support system that is catered towards the specific needs of homeless women. Female participants partake in special workshops that deal with topics such as self-esteem, anger management, and personal finances. The program even offers a small library and meditation room. Women are able to stay up to 6 month as they reach the help they need to establish a stable and independent life.

PATH Ways Men

The PATH Ways Men program in the RHC provides a total of 39 transitional housing beds and support for homeless men. Participants of the program attend personal finance workshops, and are able to receive help from all of the different service providers located in the PATH Mall, including healthcare, substance abuse counseling, and a job center. Each client has his own roomette with a clean bed and space for personal belongings, and is able to stay for up to 6 months as he rebuilds his life.

PATH Cares

The PATH Cares program offers support to men with HIV/AIDS and those with other special health needs. The program has 18 private rooms and connects clients with all of the services available in the PATH Mall enabling them to achieve greater health and self-sufficiency.

inforUm Online Journal
Formerly LA's Homeless Blog




Get an inside perspective on housing, poverty and homelessness in the United States.

Download the Latest PATHLines Magazine



(NOTE: 7mb)

Download Services to Housing



View the PATH Video



PATH Hollywood Center
 PATH West Los Angeles
 PATH *Ways* Transitional
 Housing
 Rhonda Fleming Family
 Center
 Intake Information
 Strategic Outreach &
 HERO
 Other Programs
 Los Angeles SOS Program
 Project YIMBY
 Faith Matters
 Petco Place

Los Angeles, CA 90064
 (310) 996-0034

Ramona Holland (323) 996-0034 Ramona.Holland@epath.org

PATH Hollywood Center

5627 Fernwood Ave.
 Hollywood, CA 90028
 (323) 960-3333

Ann English (323) 960-3333 anne@epath.org

PATH Ventures

2346 Cotner Ave.
 Los Angeles, CA 90064
 (310) 996-1170

Shane Murphy Goldsmith (310) (310) 996-1170
shaneg@pathventures.org

PATH Achieve Glendale

437 Fernando Ct.
 Glendale, CA 91204
 (818) 246-7900

Natalie Profant Komuro (818) 246-7900
nataliek@achieveglendale.org

Gramercy Housing Group

s/w:

1824 4th Avenue
 Los Angeles, CA 90019
 (323) 737-7351

Joel Solomon (323) 737-7351
joey@gramercyhousinggroup.org

HERO/ Strategic Outreach

Rodolfo Salinas (323) 960-3333
rodolfos@epath.org

Petco Place (Pet Center)

Ann English (323) 960-3333
anne@epath.org

PATH Dallas

Kai Stansberry (214) 761-2785 ext. 258
kais@pathpartners.org

PATH APPROACH

Vision/Mission
 Response to
 Homelessness
 Faith View

RESOURCES

Ten Year Plan to End
 Homelessness
 Ten Steps
 Poverty Info

PATH PARTNERS

